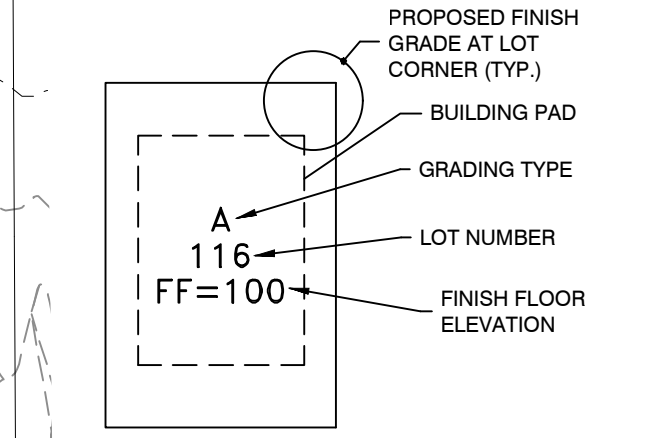
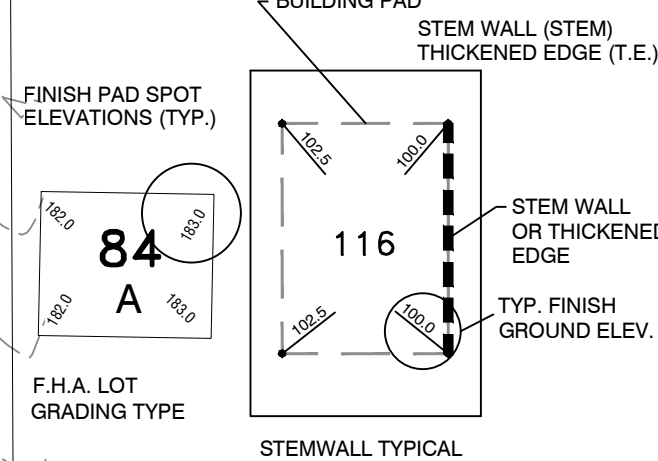
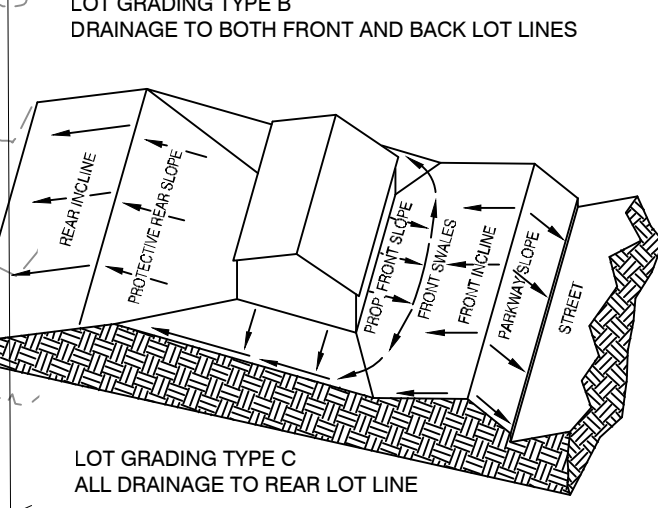
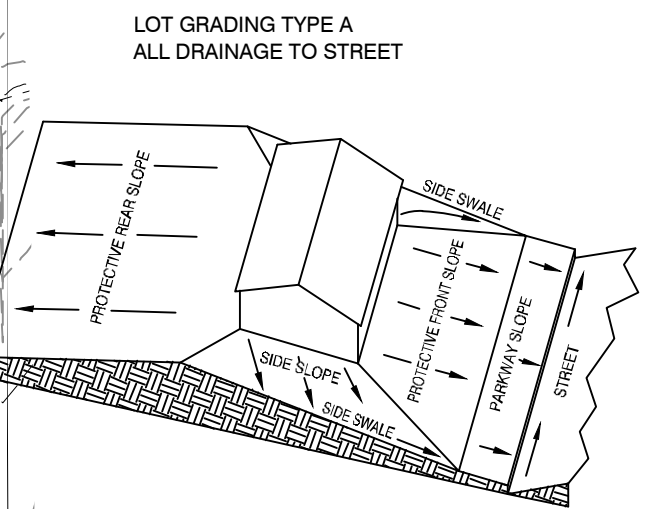
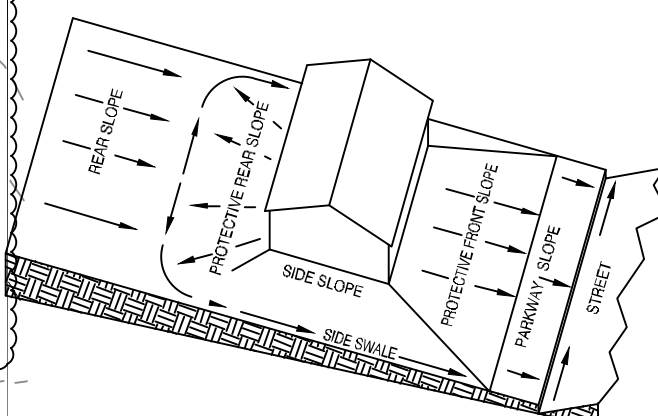


NOTES:
 1. ALL SLOPES IN COMMON AREAS WITH 4:1 OR GREATER SLOPES ARE TO BE SODDED. THIS INCLUDES SWALES, POND SIDE SLOPES AND BACKSLOPES, & SLOPE TO EXISTING PROPOSED GRADES. POND BOTTOMS ARE TO BE SEEDS AND MULCHED.



FINISH PADS TO BE FILLED IN 12" LIFTS AND COMPACTED TO 95% PER AASHTO-T190
 FINISH FLOOR ELEVATIONS TO BE 6" MINIMUM ABOVE FINISH PAD ELEVATIONS

- GENERAL NOTES
1. ALL FINISH FLOOR ELEVATIONS SHALL BE A MINIMUM OF 6" ABOVE THE HIGHEST GRADE ADJACENT TO BUILDING PAD. FLOOR ELEVATIONS SHOWN ARE BASED ON THE MINIMUM FRONT SETBACK. ALL GRADING TYPE A & B LOT FINISH FLOORS SHALL BE AT LEAST 15' ABOVE THE HIGHEST ROAD CROWN ALONG LOT FRONTAGE.
 2. DRIVEWAYS SHALL NOT EXCEED A SLOPE OF 14% +/-
 3. LOTS WHICH HAVE NO BUILDING ENVELOPES SHOWN ARE TO BE GRADED TO LOT CORNER GRADES INDICATED, AND SPLIT LEVEL OR STEM WALL HOMES WILL BE DETERMINED BY BUILDING CONTRACTOR
 4. TYPE 'A' LOT FINISH FLOOR IS MIN. 18" ABOVE THE HIGHEST LOT CORNER AT RIGHT-OF-WAY.
 5. TYPE 'B' LOT FINISH FLOOR IS MIN. 15" ABOVE THE HIGHEST LOT CORNER AT RIGHT-OF-WAY.
 6. TYPE 'C' LOT FINISH FLOOR IS MAX. 12" BELOW THE LOWEST LOT CORNER AT RIGHT-OF-WAY.
 7. PAD ELEVATIONS ARE TO BE 6" BELOW FINISH FLOOR ELEVATIONS.

FHA GRADING SCHEMES
 NOT TO SCALE

DATE:	10-8-2020
REVISION:	
ADD SPOT GRADES LIFT STATION SITE 1	
1	
2	
3	
4	
5	
6	
7	
8	

TIMBERWALK
 BY D.R. HORTON
 MASTER GRADING PLAN

BESH
 BOOTH ERN STRAUGHAN HOTT, INC.
 ENGINEERS & SURVEYORS • LAND PLANNERS
 902 North Sinclair Ave
 Tallahassee, Florida 32378
 www.beshandh.com
 Office: 352.243.8481
 Fax: 352.243.8485
 Certificate of Authorization Number: 27029

DATE:	JUNE 2019
DESIGNED BY:	DKB
DRAWN BY:	PKV
CHECKED BY:	DKB
JOB NO.:	181053.0002
FILE NAME:	TIMBASE

Sheet 29

DUANE K. BOOTH, PE
 Registered Eng 44631