



**Residential Driveway Apron  
Permit Application**  
(Please Print or Type)

AUG 01 2018  
2018080047

Date: 7/17/18 Bldg Permit No. \_\_\_\_\_

**D.R. Horton, Inc. Agent Jacqueline Herrera**  
Applicant/ Name Permit Will Be Returned To:

**6200 Lee Vista Blvd. #400**  
Applicant's Street Address

**Orlando, FL 32822**  
Applicant's City, State, Zip

J Herrera (407) 850-3006  
Signature of Applicant Phone Number

**Jmherrera@drhorton.com**  
Applicant's e-mail address

3802727 / 2 / 19 / 25  
Alt. Key# Section Township Range

10505 Bronze Leaf Ct.  
House Number / Road Name

**Bentwood** / 17  
Subdivision Name

**Jacqueline Herrera**  
Applicant, Please Print Name

**CBC1252212**  
Contractor License # (Required unless built by owner)

A driveway permit is required to construct a new driveway, modify an existing driveway to meet county requirements, or install a temporary construction entrance within the public rights-of-way of County maintained roads. Issuance of a driveway permit does not vest any rights to the property owner for zoning, land use changes, or site improvements. The owner must follow all County procedures for permitting.

Driveway must be constructed in accordance with the Lake County Land Development Regulations and as shown on the attached sketch. Applicant holds Lake County harmless from all damages, claims, or injuries which may result from such work. Any deviation from the attached sketch must first be approved in writing by Lake County Public Works Department. Please see attached minimum requirement details for specifications.

**Check one:**

- Clay Road – No apron required – culvert pipe may be required – sod all disturbed areas.
- Paved Road – Option 1: 6" limerock base and minimum 1" Type S-III Asphalt. Option 2: 6" reinforced concrete (3000 PSI) using 10 foot square of 6" x 6" wire mesh placed a minimum of 10' from edge of existing pavement. Culvert pipe may be required – Sod all disturbed areas.

In areas where sidewalks are present or planned, the driveway must include a minimum 4 foot wide path traversing the driveway apron (at a maximum 1.5% cross slope) in compliance with ADA requirements.

County Road # <u>5835D</u>	<b>To be completed by County Staff</b>		
Driveway Permit Fee: \$50.00	Check/Transaction #: <u>545443</u>	Date: <u>8/24/18</u>	Fee Code: PUBSV1
Permit # <u>16110</u>	Maint Area: <u>1</u>	Signed: <u>[Signature]</u>	Date Approved: <u>9-11-18</u>
Permit Shall Expire One (1) Year From Date Approved		Date Expired: <u>9/11/19</u>	
Date of Final Inspection: _____		Inspector: _____	
Comments or special conditions: _____			
<p>The design has been reviewed and upon completion should meet the regulations and requirements as noted on this application. The driveway shall be constructed per approved subdivision plans if applicable. For inspection of a driveway associated with a building permit, call Lake County Building Services Division at 352-343-9634. For inspection of a joint (Common Split) driveway or a driveway not associated with a building permit, call Lake County Public Works Department at 352-253-6019. Submit permit to: Lake County Public Works, Post Office Box 7800, Tavares, FL 32778</p>			

Public Works Department  
Road Operations Division

Entered Data One [Signature]  
st Scan [Signature]  
Entered Data One [Signature]

Residential Driveway Apron Permit  
Effective February 2017



AUG 01 2018  
2018080047

### Residential Driveway Apron Permit Application Requirements

To be completed by County Staff

- Single Family Driveway (standard A)
- Joint Driveway (Common/Split) (standard B)
- Driveway apron as Swale Check (standard C)
- Piped Driveway apron (standard D)
- Driveway apron conforming to Grade or Swale (standard E)
- Driveway apron with Miami Curb & Gutter (standard M)
- Driveway apron with Standard Curb & Gutter (standard S)

Permit Number \_\_\_\_\_

\*The applicable driveway apron standard will be included with approved permit that is sent to applicant.\*

1. Sidewalks must be constructed per FDOT Index 310, with maximum cross slope of 1.5%, 6 inches minimum thickness. (See detail on attachment).
2. To conform to sidewalk requirements, subdivision construction plans are available for review in the Lake County Public Works Department located at 323 N. Sinclair Avenue in Tavares.
3. Driveways are not permitted in the radius return of an intersection. With the exception of joint driveways, driveway aprons must be 100 feet from the nearest intersecting road and 10 feet from the nearest property corner. The driveway width at the property line may not exceed 24 feet (10 feet minimum) and shall include either the standard minimum radius of 8 feet or 8 foot long by 4 foot wide flares on either side of the driveway, for a maximum width of 32' at the edge of the roadway. Variance requests should be submitted to the Lake County Public Works Department.
4. Pavers installed as a driveway apron are the resident's responsibility to maintain, replace and/or repair. If pavers are removed to facilitate Lake County and/or a utility company to perform utility installation and/or maintenance, the paver(s) used as replacements may not be able to be matched.
5. If a culvert pipe is required, it shall be the same diameter of existing culverts in neighborhood. If there are no other culverts in the neighborhood, the culvert pipe shall be a minimum of 15 inches in diameter and a minimum of 30 feet in length measured from the end of miter to the end of miter. All right-of-way must be restored to its original condition and in accordance to applicable Lake County Codes. All disturbed areas must be sodded, matching existing grass type. Applicant shall be responsible for sod until it is established.
6. Driveway apron slope may not exceed 14%. Variance requests should be submitted to the Lake County Public Works Department. In areas where sidewalks are present or planned, the driveway must include a minimum 4 foot wide path traversing the driveway apron (at a maximum 1.5% cross slope) in compliance with ADA requirements.
7. Driveway permit shall expire one (1) year from date approved.
8. Driveway Apron Permit Application shall include a check made payable to the Lake County Board of County Commissioners (BOCC).

**I have read and understand the above requirements.**

*J. Deneva* 7/14/18  
Applicant's Signature/Date

Public Works Department  
Road Operations Division

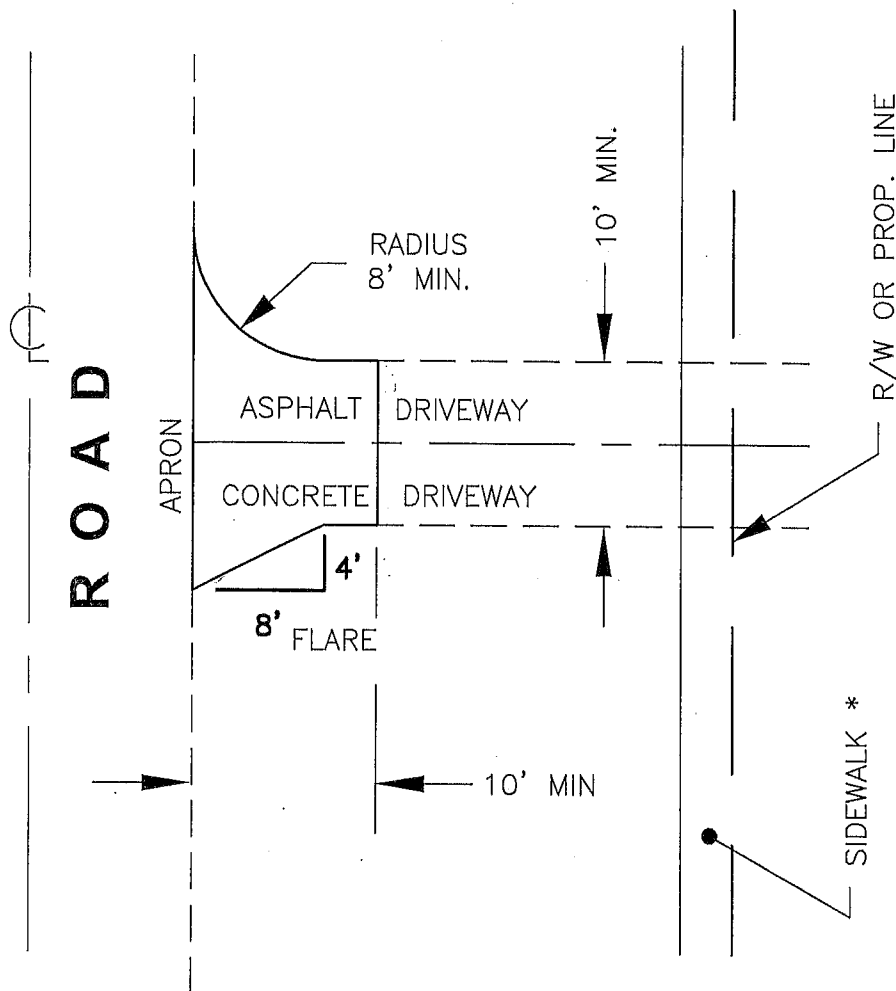
Residential Driveway Apron Permit  
Effective February 2017



DEPARTMENT OF PUBLIC WORKS  
ENGINEERING DIVISION  
437 ARDICE AVE.  
EUSTIS, FLORIDA 32726

A

RESIDENTIAL DRIVEWAY



\* SIDEWALK (IF REQUIRED) SHALL BE CONSTRUCTED TO MEET FDOT INDEX 310, ADA SPECIFICATIONS SPECIFICATIONS FOR PUBLIC RIGHT-OF-WAYS, AND LAKE COUNTY STANDARDS WITH A MAXIMUM CROSS SLOPE OF 1.5% AND A MAXIMUM RUNNING GRADE SLOPE OF 5%, OFFSET 1' FROM PROPERTY LINE/ RIGHT-OF-WAY LINE.

1" ASPHALT WITH  
6" COMPACTED LIMEROCK BASE  
& 12" COMPACTED SUBGRADE

OR

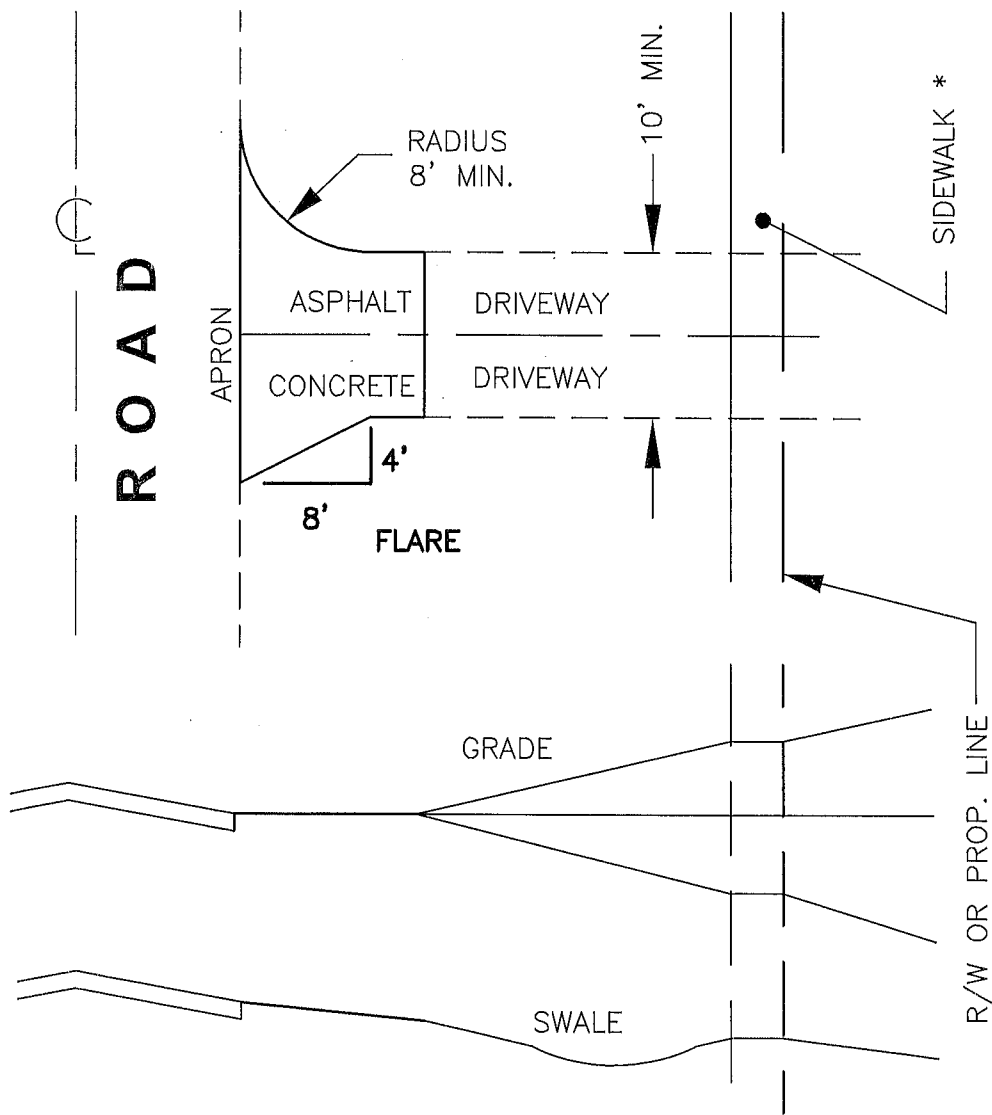
6" 3,000 PSI CONCRETE  
REINFORCED WITH 10-10x6"x6" MESH  
& 6" COMPACTED SUBGRADE



DEPARTMENT OF PUBLIC WORKS  
ENGINEERING DIVISION  
437 ARDICE AVE.  
EUSTIS, FLORIDA 32726

E

**RESIDENTIAL DRIVEWAY CONFORMING  
TO GRADE OR SWALE.**



\* SIDEWALK (IF REQUIRED) SHALL BE CONSTRUCTED TO MEET FDOT INDEX 310, ADA SPECIFICATIONS SPECIFICATIONS FOR PUBLIC RIGHT-OF-WAYS, AND LAKE COUNTY STANDARDS WITH A MAXIMUM CROSS SLOPE OF 1.5% AND A MAXIMUM RUNNING GRADE SLOPE OF 5%. OFFSET 1' FROM PROPERTY LINE/ RIGHT-OF-WAY LINE.

1" ASPHALT WITH  
6" COMPACTED LIMEROCK BASE  
& 12" COMPACTED SUBGRADE

OR

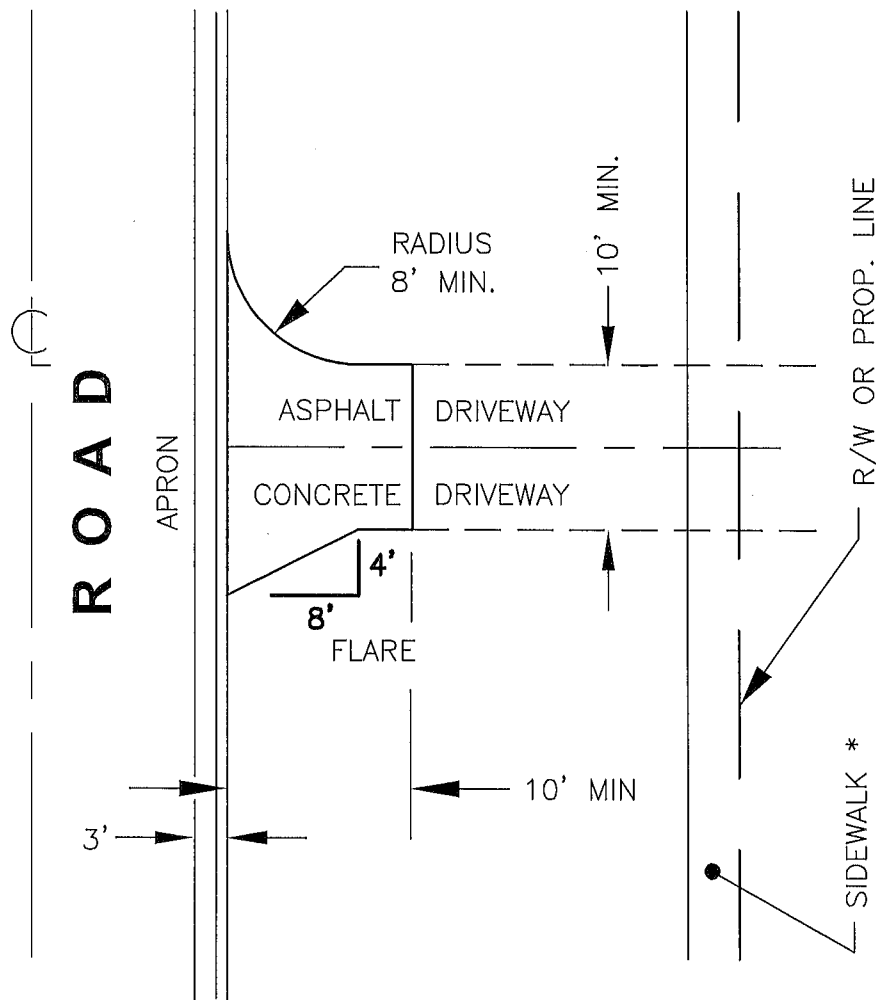
6" 3,000 PSI CONCRETE  
REINFORCED WITH 10-10x6"x6" MESH  
& 6" COMPACTED SUBGRADE



DEPARTMENT OF PUBLIC WORKS  
ENGINEERING DIVISION  
437 ARDICE AVE.  
EUSTIS, FLORIDA 32726

M

## RESIDENTIAL DRIVEWAY WITH DROP "MIAMI" CURB AND GUTTER



\* SIDEWALK (IF REQUIRED) SHALL BE CONSTRUCTED TO MEET FDOT INDEX 310, ADA SPECIFICATIONS SPECIFICATIONS FOR PUBLIC RIGHT-OF-WAYS, AND LAKE COUNTY STANDARDS WITH A MAXIMUM CROSS SLOPE OF 1.5% AND A MAXIMUM RUNNING GRADE SLOPE OF 5%, OFFSET 1' FROM PROPERTY LINE/ RIGHT-OF-WAY LINE.

1" ASPHALT WITH  
6" COMPACTED LIMEROCK BASE  
& 12" COMPACTED SUBGRADE

OR

6" 3,000 PSI CONCRETE  
REINFORCED WITH 10-10x6"x6" MESH  
& 6" COMPACTED SUBGRADE