

BASIN	AREA (AC.)
BASIN 3	6.58 AC.
BASIN 3A	13.84 AC.
BASIN 3B	1.02 AC.
BASIN 3-1A	0.55 AC.
BASIN 3-1B	1.32 AC.
BASIN 3-2	0.02 AC.
BASIN 3-3	0.36 AC.
BASIN 3-4	0.28 AC.
BASIN 3-5	6.01 AC.
BASIN 3-6	2.14 AC.
BASIN 3-7	0.32 AC.
BASIN 3-8	0.54 AC.
BASIN 3-9	0.38 AC.
BASIN 3-10	0.46 AC.
BASIN 3-11	0.03 AC.
BASIN 3-12	0.07 AC.
BASIN 3-13	0.88 AC.

total = 48.68 ac



REVISIONS		
DATE	BY	DESCRIPTION

**HNTB**  
 HNTB CORPORATION  
 300 PRIMERA BLVD,  
 SUITE 200  
 LAKE MARY, FL 32746  
 (407) 805-0355  
 CERT. OF AUTH. NO. 6500

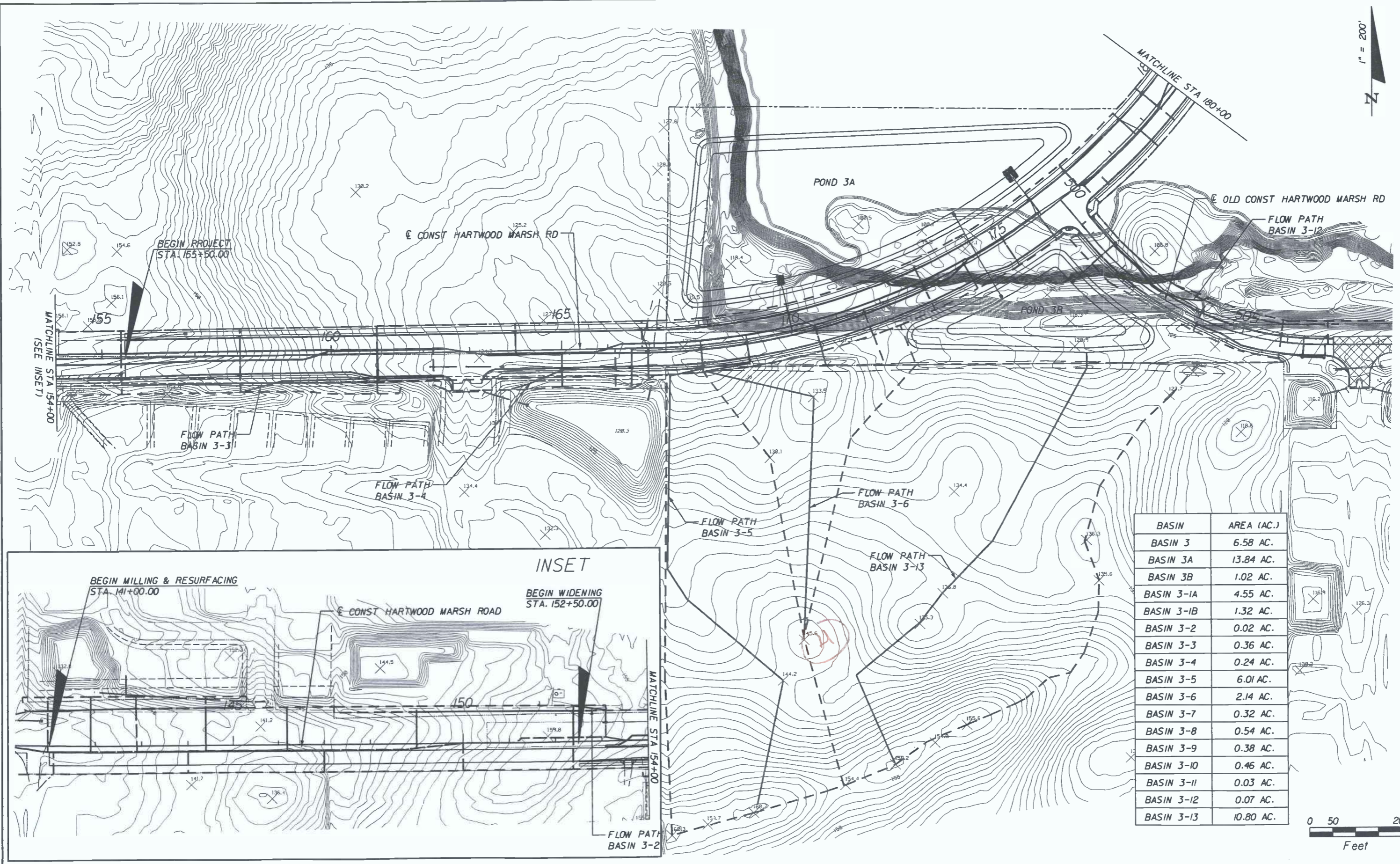
ENGINEER OF RECORD: MELINDA S. FISCHL, P.E.  
 FL. REGISTRATION NO. 68406



**HARTWOOD MARSH ROAD - PHASE II**

**POST DEVELOPMENT AREAS**

SHEET NO.



BASIN	AREA (AC.)
BASIN 3	6.58 AC.
BASIN 3A	13.84 AC.
BASIN 3B	1.02 AC.
BASIN 3-1A	4.55 AC.
BASIN 3-1B	1.32 AC.
BASIN 3-2	0.02 AC.
BASIN 3-3	0.36 AC.
BASIN 3-4	0.24 AC.
BASIN 3-5	6.01 AC.
BASIN 3-6	2.14 AC.
BASIN 3-7	0.32 AC.
BASIN 3-8	0.54 AC.
BASIN 3-9	0.38 AC.
BASIN 3-10	0.46 AC.
BASIN 3-11	0.03 AC.
BASIN 3-12	0.07 AC.
BASIN 3-13	10.80 AC.



REVISIONS		
DATE	BY	DESCRIPTION

**HNTB**  
 HNTB CORPORATION  
 300 PRINERA BLVD,  
 SUITE 200  
 LAKE MARY, FL 32746  
 (407) 805-0355  
 CERT. OF AUTH. NO. 6500

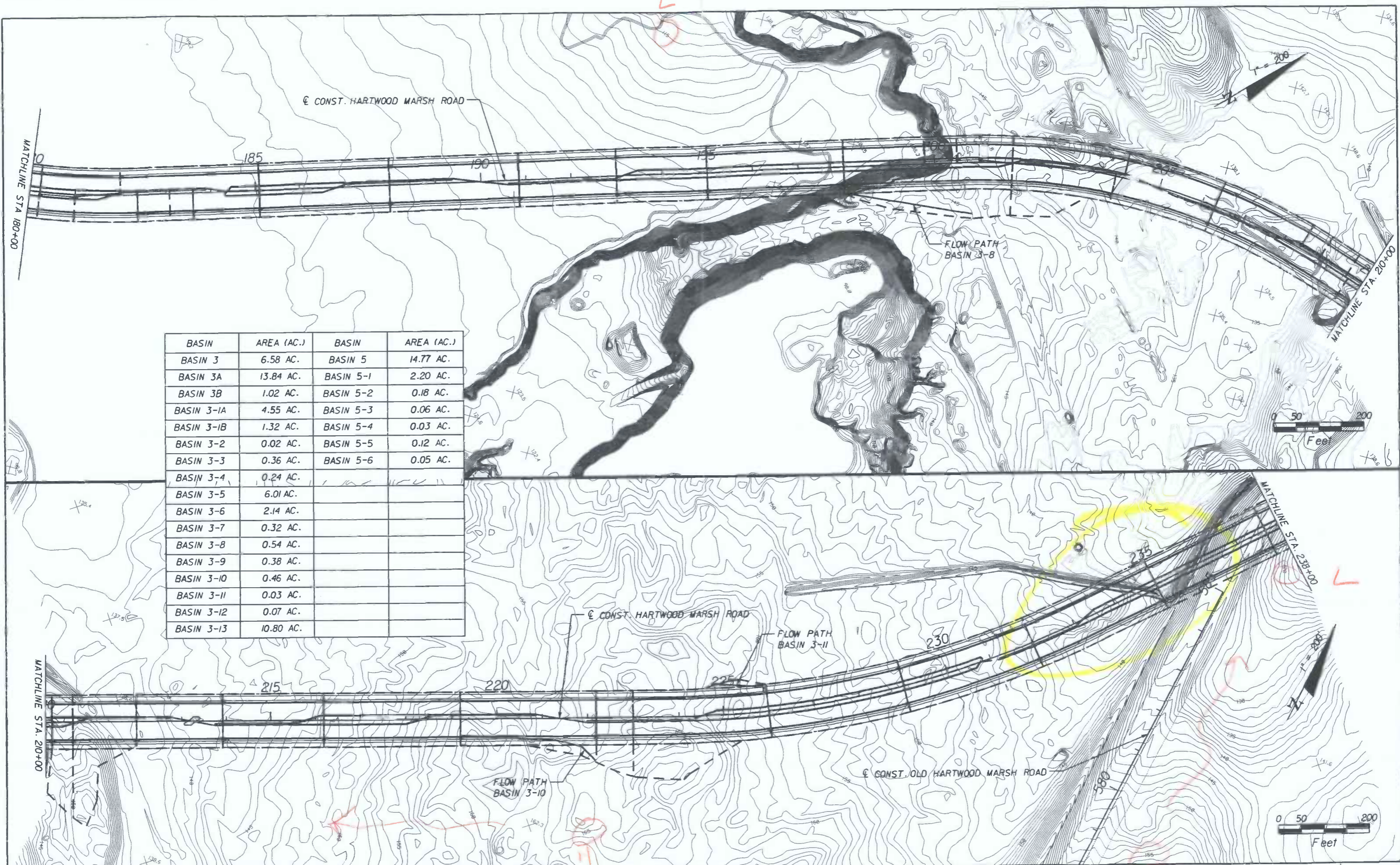
ENGINEER OF RECORD: MELINDA S. FISCHL, P.E.  
 FL. REGISTRATION NO. 68406



**HARTWOOD MARSH ROAD - PHASE II**

**FLOW PATHS**

SHEET NO.



BASIN	AREA (AC.)	BASIN	AREA (AC.)
BASIN 3	6.58 AC.	BASIN 5	14.77 AC.
BASIN 3A	13.84 AC.	BASIN 5-1	2.20 AC.
BASIN 3B	1.02 AC.	BASIN 5-2	0.18 AC.
BASIN 3-1A	4.55 AC.	BASIN 5-3	0.06 AC.
BASIN 3-1B	1.32 AC.	BASIN 5-4	0.03 AC.
BASIN 3-2	0.02 AC.	BASIN 5-5	0.12 AC.
BASIN 3-3	0.36 AC.	BASIN 5-6	0.05 AC.
BASIN 3-4	0.24 AC.		
BASIN 3-5	6.01 AC.		
BASIN 3-6	2.14 AC.		
BASIN 3-7	0.32 AC.		
BASIN 3-8	0.54 AC.		
BASIN 3-9	0.38 AC.		
BASIN 3-10	0.46 AC.		
BASIN 3-11	0.03 AC.		
BASIN 3-12	0.07 AC.		
BASIN 3-13	10.80 AC.		


MATCHLINE STA. 180+00

MATCHLINE STA. 20+00



MATCHLINE STA. 20+00

MATCHLINE STA. 238+00



REVISIONS		
DATE	BY	DESCRIPTION

**HNTB**  
 HNTB CORPORATION  
 300 PRIMA BLVD.  
 SUITE 200  
 LAKE MARY, FL 32746  
 (407) 805-0355  
 CERT. OF AUTH. NO. 6500

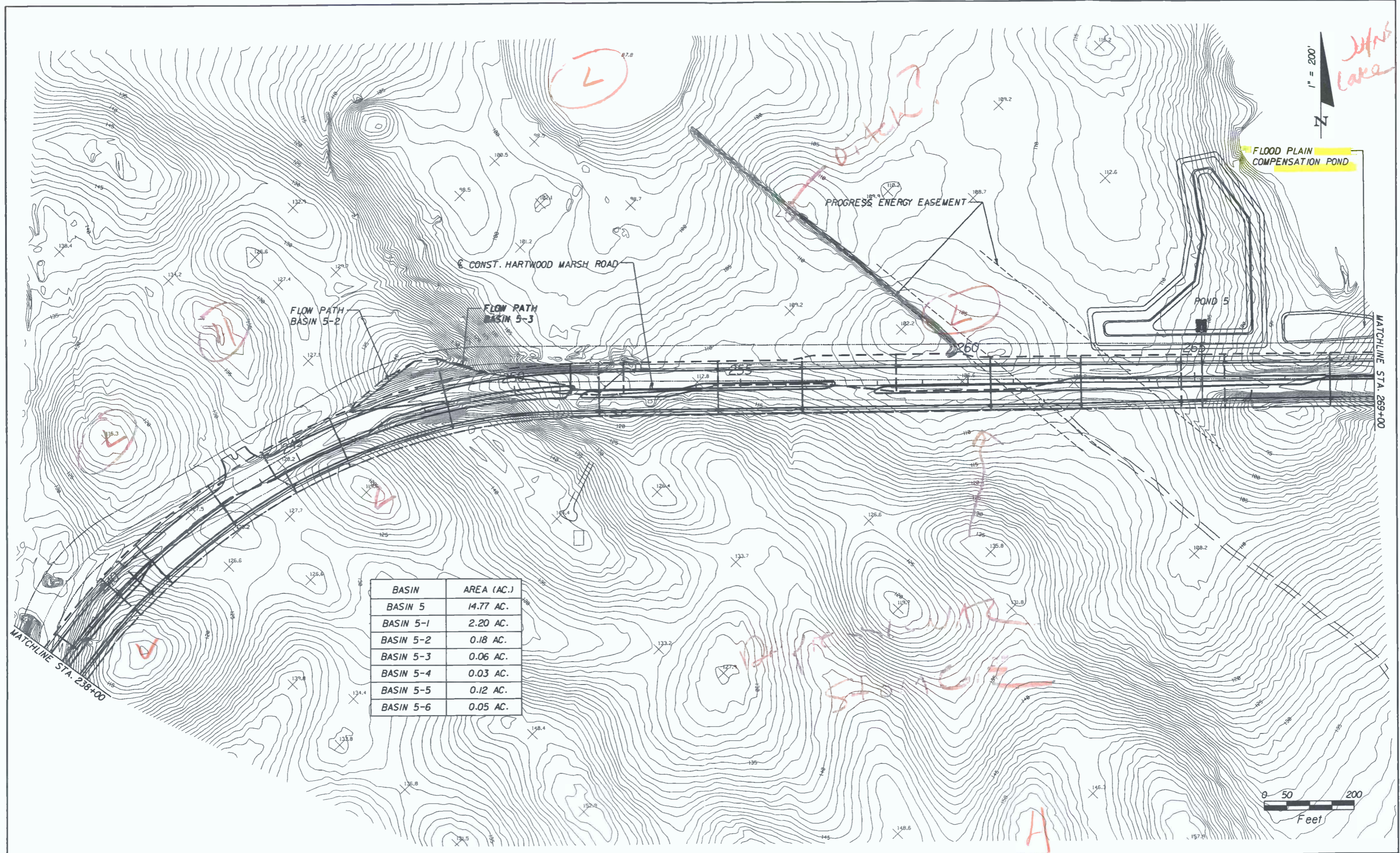
ENGINEER OF RECORD: MELINDA S. FISCHL, P.E.  
 FL. REGISTRATION NO. 68406

  
**LAKE COUNTY**  
 FLORIDA

**HARTWOOD MARSH**  
**ROAD - PHASE II**

**FLOW PATHS**

SHEET NO.



REVISIONS		
DATE	BY	DESCRIPTION

**HNTB**  
 HNTB CORPORATION  
 300 PRIMERA BLVD,  
 SUITE 200  
 LAKE WARY, FL 32746  
 (407) 805-0355  
 CERT. OF AUTH. NO. 6500

ENGINEER OF RECORD: MELINDA S. FISCHL, P.E.  
 FL. REGISTRATION NO. 68406

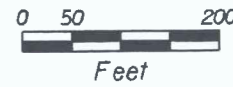
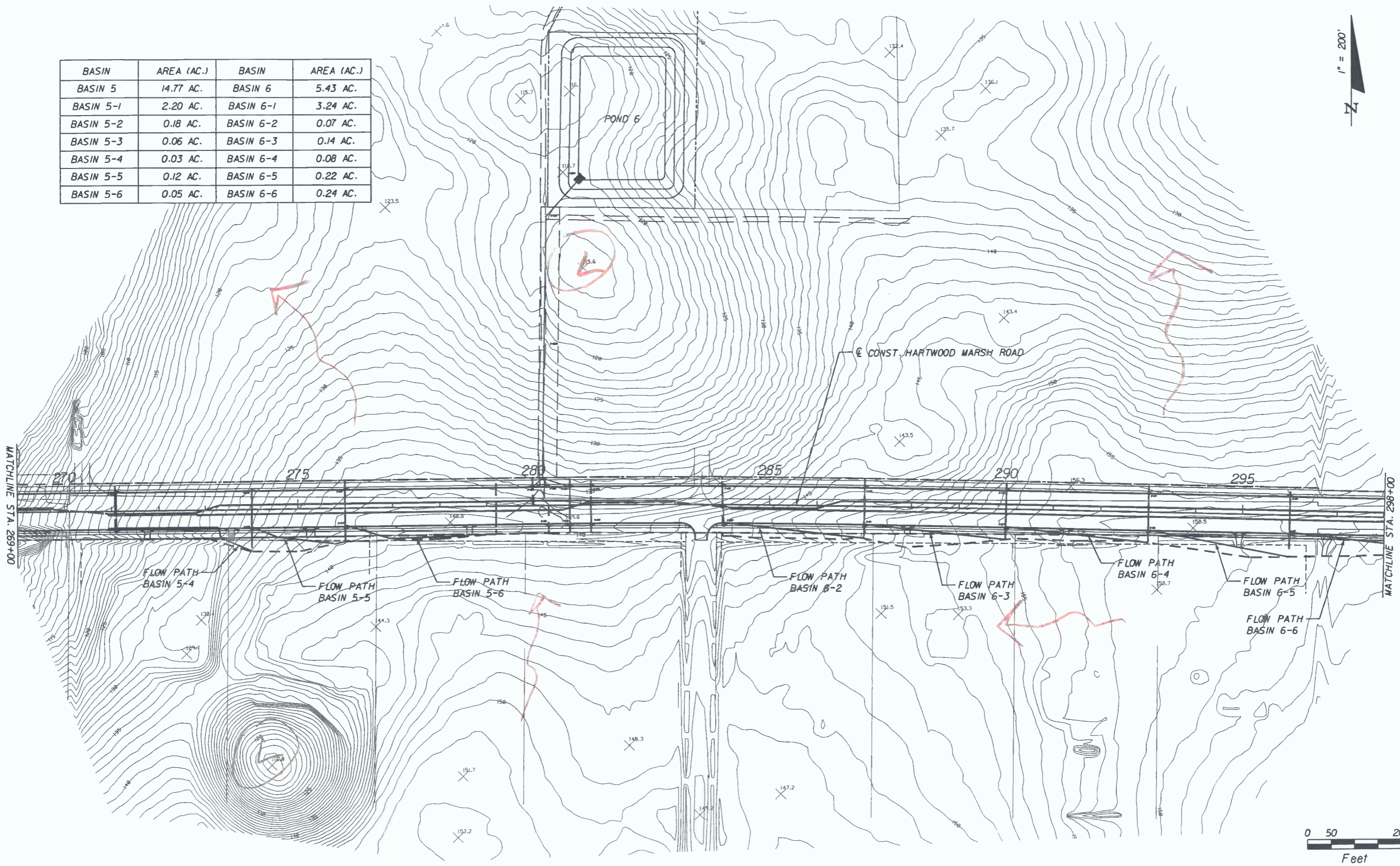


**HARTWOOD MARSH**  
**ROAD - PHASE II**

**FLOW PATHS**

SHEET NO.

BASIN	AREA (AC.)	BASIN	AREA (AC.)
BASIN 5	14.77 AC.	BASIN 6	5.43 AC.
BASIN 5-1	2.20 AC.	BASIN 6-1	3.24 AC.
BASIN 5-2	0.18 AC.	BASIN 6-2	0.07 AC.
BASIN 5-3	0.06 AC.	BASIN 6-3	0.14 AC.
BASIN 5-4	0.03 AC.	BASIN 6-4	0.08 AC.
BASIN 5-5	0.12 AC.	BASIN 6-5	0.22 AC.
BASIN 5-6	0.05 AC.	BASIN 6-6	0.24 AC.



REVISIONS		
DATE	BY	DESCRIPTION

**HNTB**  
 HNTB CORPORATION  
 300 PRIMERA BLVD,  
 SUITE 200  
 LAKE MARY, FL 32746  
 (407) 805-0355  
 CERT. OF AUTH. NO. 6500

ENGINEER OF RECORD: MELINDA S. FISCHL, P.E.  
 FL. REGISTRATION NO. 68406

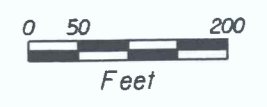
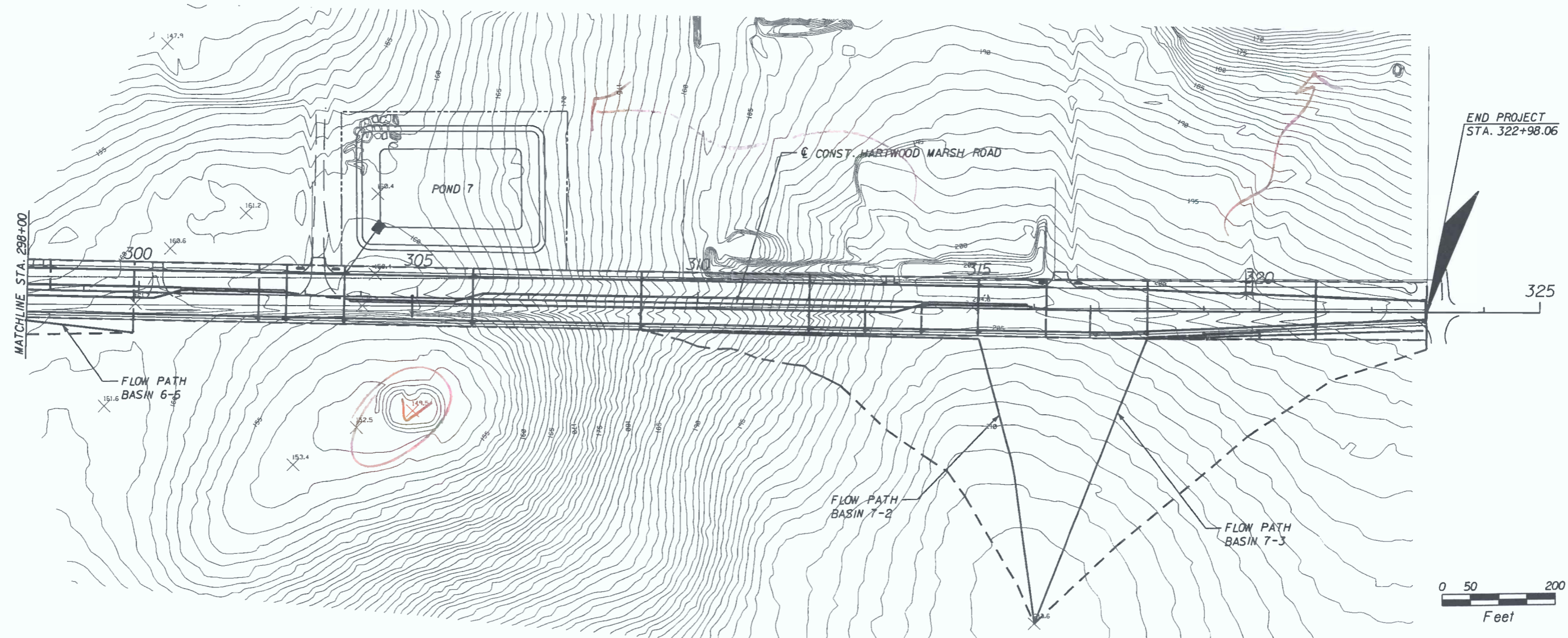


**HARTWOOD MARSH  
 ROAD - PHASE II**

**FLOW PATHS**

SHEET NO.

BASIN	AREA (AC.)	BASIN	AREA (AC.)
BASIN 6	5.43 AC.	BASIN 7	5.56 AC.
BASIN 6-1	3.24 AC.	BASIN 7-1	2.54 AC.
BASIN 6-2	0.07 AC.	BASIN 7-2	2.31 AC.
BASIN 6-3	0.14 AC.	BASIN 7-3	5.31 AC.
BASIN 6-4	0.08 AC.		
BASIN 6-5	0.22 AC.		
BASIN 6-6	0.24 AC.		



REVISIONS		
DATE	BY	DESCRIPTION

**HNTB**  
 HNTB CORPORATION  
 300 PRIMA BLVD,  
 SUITE 200  
 LAKE MARY, FL 32746  
 (407) 805-0355  
 CERT. OF AUTH. NO. 6500

ENGINEER OF RECORD: MELINDA S. FISCHL, P.E.  
 FL. REGISTRATION NO. 68406



**HARTWOOD MARSH  
ROAD - PHASE II**

**FLOW PATHS**

SHEET  
NO.