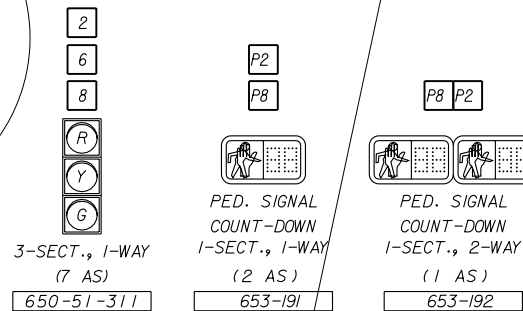


SIGNAL HEAD DETAILS

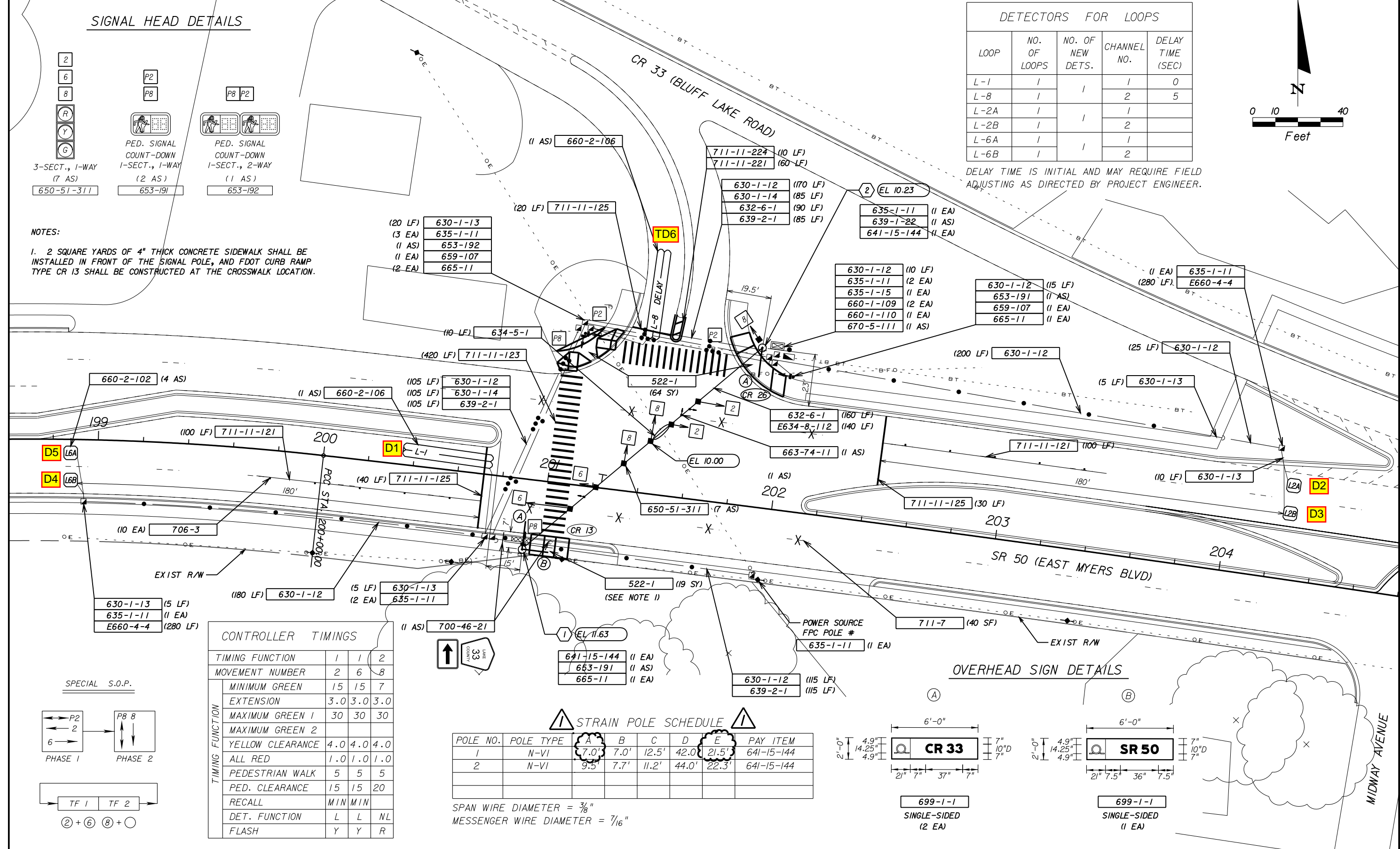
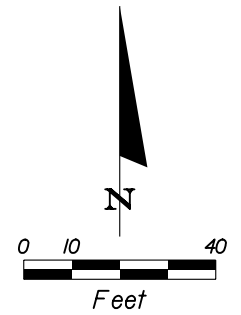


NOTES:
1. 2 SQUARE YARDS OF 4" THICK CONCRETE SIDEWALK SHALL BE INSTALLED IN FRONT OF THE SIGNAL POLE, AND FDOT CURB RAMP TYPE CR 13 SHALL BE CONSTRUCTED AT THE CROSSWALK LOCATION.

DETECTORS FOR LOOPS

LOOP	NO. OF LOOPS	NO. OF NEW DETS.	CHANNEL NO.	DELAY TIME (SEC)
L-1	1	1	1	0
L-8	1	1	2	5
L-2A	1	1	1	
L-2B	1	1	2	
L-6A	1	1	1	
L-6B	1	1	2	

DELAY TIME IS INITIAL AND MAY REQUIRE FIELD ADJUSTING AS DIRECTED BY PROJECT ENGINEER.



CONTROLLER TIMINGS

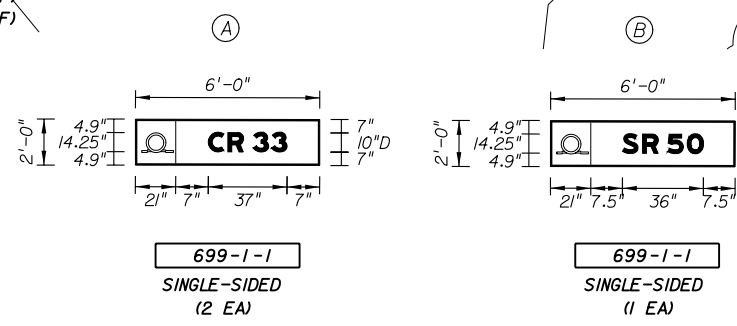
TIMING FUNCTION	1	1	2
Movement Number	2	6	8
MINIMUM GREEN	15	15	7
EXTENSION	3.0	3.0	3.0
MAXIMUM GREEN 1	30	30	30
MAXIMUM GREEN 2	30	30	30
YELLOW CLEARANCE	4.0	4.0	4.0
ALL RED	1.0	1.0	1.0
PEDESTRIAN WALK	5	5	5
PED. CLEARANCE	15	15	20
RECALL	MIN	MIN	
DET. FUNCTION	L	L	NL
FLASH	Y	Y	R

STRAIN POLE SCHEDULE

POLE NO.	POLE TYPE	A	B	C	D	E	PAY ITEM
1	N-VI	7.0'	7.0'	12.5'	42.0'	21.5'	641-15-144
2	N-VI	9.5'	7.7'	11.2'	44.0'	22.3'	641-15-144

SPAN WIRE DIAMETER = 3/8"
MESSENGER WIRE DIAMETER = 7/16"

OVERHEAD SIGN DETAILS



REVISIONS

DATE	BY	DESCRIPTION	DATE	BY	DESCRIPTION
7/07	FJC	REDUCED "A" DIMENSION FROM 9.5' TO 7.0' AND INCREASED "E" DIMENSION FROM 21.0' TO 21.5'.			

Engineer of Record: Sean E. Doherty
P.E. # 48100

PBSJ
License No. 24

482 South Keller Road
Orlando, FL 32810
(407) 647-7275
www.pbsj.com

STATE OF FLORIDA DEPARTMENT OF TRANSPORTATION

ROAD NO.	COUNTY	FINANCIAL PROJECT ID
SR 50	LAKE	238002-2-52-34

SR 50 & CR 33 SIGNALIZATION PLAN
SECTION: 11070 M.P. 4.295

SHEET NO. 2