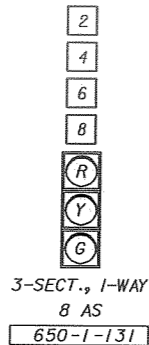
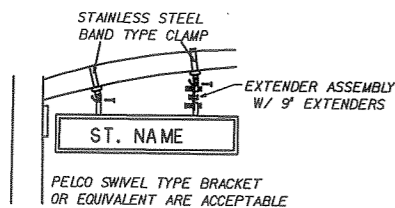


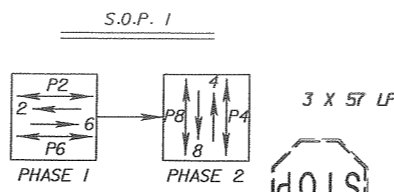
699-1-1 4 EA
(DOUBLE SIDED)

**TWO POINT MAST ARM
SIGN MOUNTING
ASSEMBLY DETAIL**



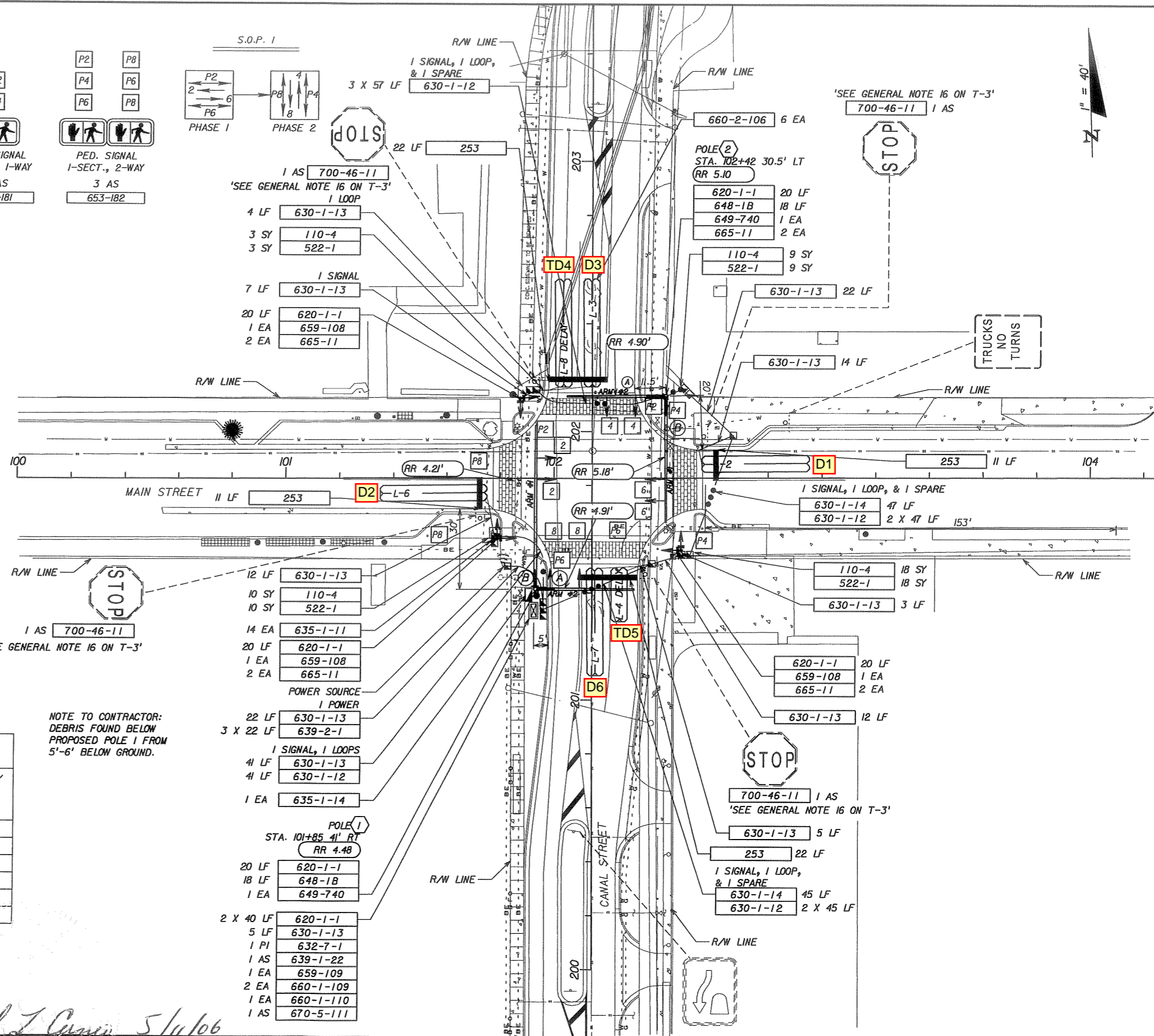
PED. SIGNAL
1-SECT., 1-WAY
2 AS
653-181

PED. SIGNAL
1-SECT., 2-WAY
3 AS
653-182



1 AS 700-46-11
'SEE GENERAL NOTE 16 ON T-3'
1 LOOP
4 LF 630-1-13
3 SY 110-4
3 SY 522-1
1 SIGNAL
7 LF 630-1-13
20 LF 620-1-1
1 EA 659-108
2 EA 665-11

'SEE GENERAL NOTE 16 ON T-3'
700-46-11 1 AS



1 AS 700-46-11
'SEE GENERAL NOTE 16 ON T-3'

NOTE TO CONTRACTOR:
DEBRIS FOUND BELOW
PROPOSED POLE 1 FROM
5'-6' BELOW GROUND.

CONTROLLER TIMINGS					
TIMING FUNCTION	2	4	6	8	
MOVEMENT NUMBER	2	4	6	8	
MINIMUM GREEN	8	5	8	5	
EXTENSION	3	3	3	3	
MAXIMUM GREEN 1	30	20	30	20	
MAXIMUM GREEN 2					
YELLOW CLEARANCE	4	4	4	4	
ALL RED	1	1	1	1	
PEDESTRIAN WALK	7	6	7	6	
PED. CLEARANCE	10	8	10	8	
RECALL	MIN		MIN		
DET. FUNCTION	L		L		
FLASH MODE	Y	R	Y	R	

DETECTORS FOR LOOPS			
LOOP	NO. OF LOOPS	NO. OF NEW DETS.	DELAY TIME (SEC)
L-2	1		
L-6	1	1	
L-3	1		
L-7	1	1	
L-4	1		5
L-8	1	1	5

Michael J. Canino 5/11/06

REVISIONS							CITY OF LEESBURG DEPARTMENT OF PUBLIC WORKS ROAD COUNTY MAIN ST. LAKE	PLAN SHEET MAIN ST. @ CANAL ST. SHEET NO. T-4
DATE	BY	DESCRIPTION	DATE	BY	DESCRIPTION			