

PEDESTRIAN SIGNAL HEAD DETAIL



NO. EXISTING	1	1	-	-	-	-	-	-	-	-
NO. REQUIRED	1	-	-	1	-	-	-	-	-	-

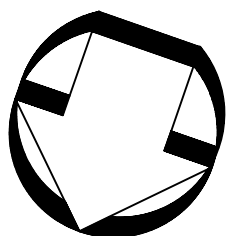
653-181 653-181
 CONTRACTOR SHALL REPLACE EXISTING ONE-WAY MOUNTING BRACKET WITH TWO-WAY MOUNTING BRACKET.

LAKE COUNTY, FLORIDA

CROSSWALK / SIGNAL MODIFICATION PLAN

US HIGHWAY 27 & CAGAN CROSSINGS BOULEVARD

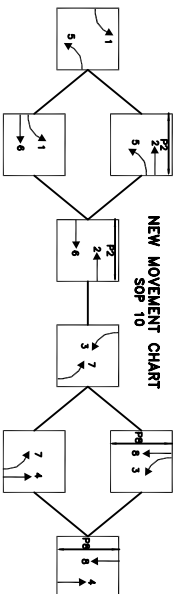
- 1) THE SIGNALIZATION PLANS HAVE BEEN PREPARED IN ACCORDANCE WITH THE FLORIDA DEPARTMENT OF TRANSPORTATION'S ROADWAY AND TRAFFIC DESIGN STANDARDS, DATED 2004. GOVERNING SPECIFICATIONS ARE THE STATE OF FLORIDA, DEPARTMENT OF TRANSPORTATION SPECIFICATIONS, DATED 2004 AND SUPPLEMENTS THERETO IF NOTED IN THE SPECIAL PROVISIONS FOR THIS PROJECT.
- 2) CONTRACTOR TO NOTIFY LAKE COUNTY, DENIS DIETZ (352) 742-1766, AND THE FOOT 48 HOURS PRIOR TO BEGINNING CONSTRUCTION.
- 3) ALL PEDESTRIAN SIGNAL INDICATIONS SHALL BE LED.
- 4) UNDER NO CIRCUMSTANCES SHALL ENERGIZED CABLE BE PLACED IN THE SAME CONDUIT OR PULL BOX AS LOOP LEAD-IN CABLE.
- 5) THREE (3) SPARE CONDUCTORS SHALL BE RUN TO THE FURTHEST PEDESTRIAN SIGNAL HEAD.
- 6) THE CONTRACTOR IS TO INSURE THAT A 3.5 FOOT WIDTH OF SIDEWALK IS ADJACENT TO ALL POLES WITH PEDESTRIAN PUSH BUTTONS IN ORDER TO ALLOW FOR PEDESTRIAN ACCESS.



GRAPHIC SCALE
 0 10 20 40 60
 SCALE: 1" = 30'

NEW CONTROLLER TIMINGS

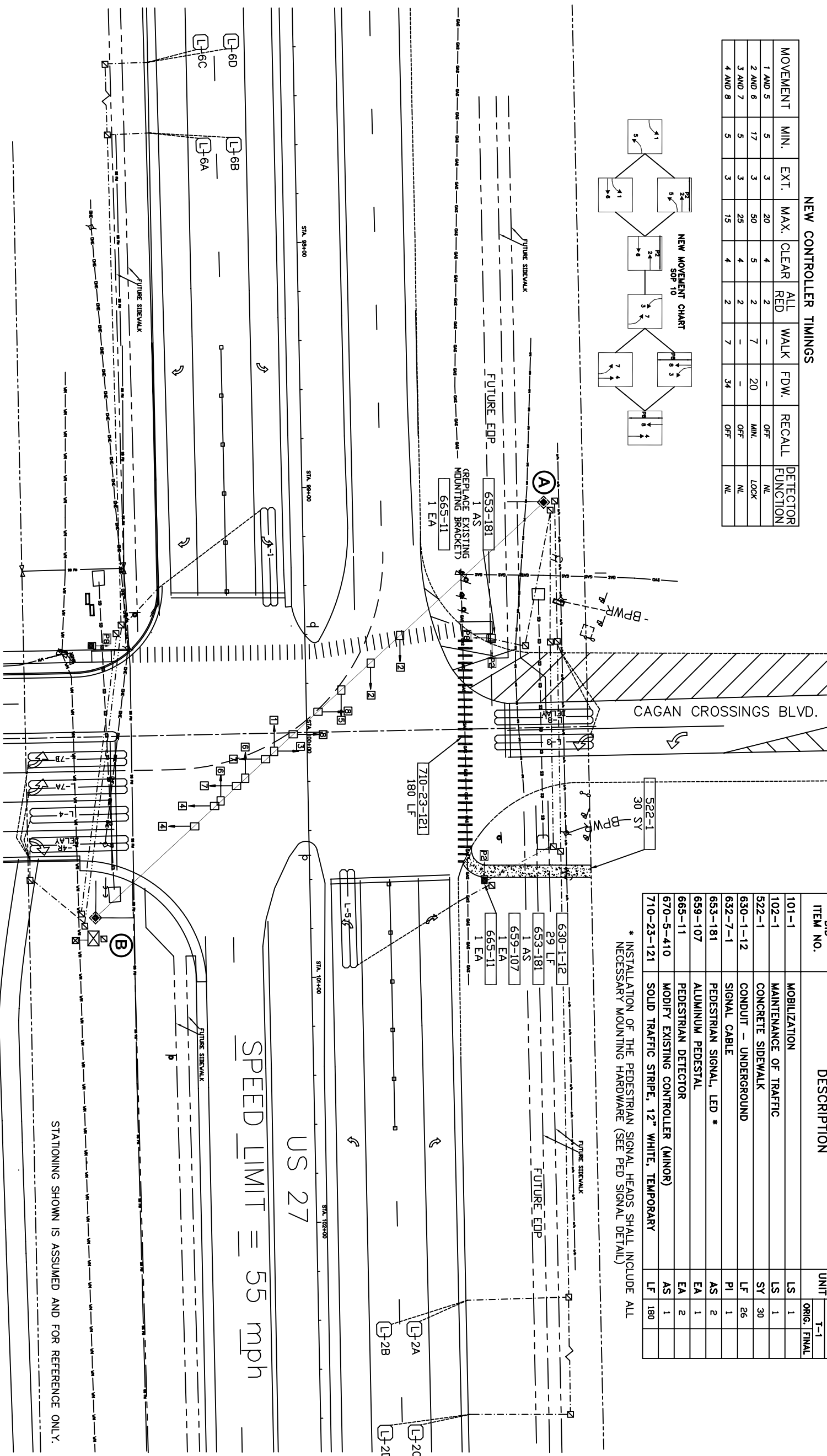
MOVEMENT	MIN.	EXT.	MAX.	CLEAR	ALL RED	WALK	FDW.	RECALL	DETECTOR FUNCTION
1 AND 5	5	3	20	4	2	-	-	OFF	NL
2 AND 6	17	3	50	5	2	7	20	MIN.	LOOK
3 AND 7	5	3	25	4	2	-	-	OFF	NL
4 AND 8	5	3	15	4	2	7	34	OFF	NL



TABULATION OF QUANTITIES

ITEM NO.	DESCRIPTION	UNIT	SHEET #	
			T-1	ORIG. / FINAL
101-1	MOBILIZATION	LS	1	
102-1	MAINTENANCE OF TRAFFIC	LS	1	
522-1	CONCRETE SIDEWALK	SY	30	
630-1-12	CONDUIT - UNDERGROUND	LF	26	
632-7-1	SIGNAL CABLE	PI	1	
653-181	PEDESTRIAN SIGNAL, LED *	AS	2	
659-107	ALUMINUM PEDESTAL	EA	1	
665-11	PEDESTRIAN DETECTOR	EA	1	
670-5-410	MODIFY EXISTING CONTROLLER (MINOR)	AS	1	
710-23-121	SOLID TRAFFIC STRIPE, 12" WHITE, TEMPORARY	LF	180	

* INSTALLATION OF THE PEDESTRIAN SIGNAL HEADS SHALL INCLUDE ALL NECESSARY MOUNTING HARDWARE (SEE PED SIGNAL DETAIL)



SPEED LIMIT = 55 mph

STATIONING SHOWN IS ASSUMED AND FOR REFERENCE ONLY.

SHEET T-1 OF T-1
 TURGUT DERVISH
 FLORIDA P.E. NO. 20400

CROSSWALK / SIGNAL MODIFICATION PLAN
 US HIGHWAY 27 & CAGAN CROSSINGS BOULEVARD
 LAKE COUNTY, FLORIDA

Traffic Planning and Design, Inc.
 535 Versailles Drive Maitland, FL 32751
 Tel: (407) 628-9955 Fax: (407) 628-8850
 E-Mail: TPD@tpdtraffic.com
 Certificate of Authorization No. EB-3702

SCALE	DRAWN	DESIGNED	CHECKED
1"=30'	KM	KM	TD
DATE	REVISIONS		