DocuSign Envelope ID: 737A5BB3-EB78-4B39-ADCF-26355E860EEE

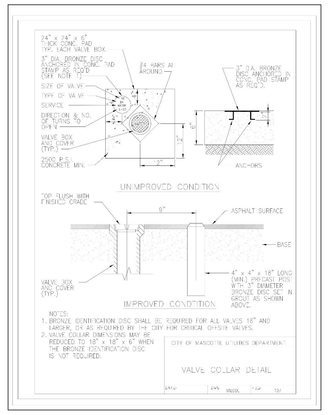

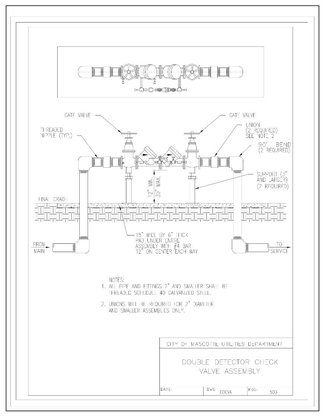

WATER UTILITY NOTES

1. ALL WATER DISTRIBUTION SYSTEMS, SANITARY WASTEWATER COLLECTION SYSTEMS, WASTEWATER PUMPING STATIONS AND ALL APPURTENANT ITEMS SHALL BE DESIGNED AND CONSTRUCTED IN ACCORDANCE WITH ALL APPLICABLE REGULATIONS OF CITY OF MASCOTTE WATER, WASTEWATER, AND RECLAIMED WATER TECHNICAL MANUAL, LATEST EDITION, THE FLORIDA DEPT. OF ENVIRONMENTAL PROTECTION AND THE STANDARD ESTABLISHED HEREIN. CONTRACTOR SHALL CONTACT CITY OF MASCOTTE PUBLIC UTILITIES DEPT. PRIOR TO INITIATION OF ANY WORK WITHIN RW.
2. CONTRACTOR TO EXPOSE WATER MAIN AND FURNISH TAPPING SLEEVE AND VALVE FOR WATER METER TAP AND INSTALL 2" POLYETHYLENE (P.E.) WATER SERVICE LINE FROM MAIN TO METER.
3. CONTRACTOR TO COORDINATE WITH THE CITY OF MASCOTTE PUBLIC UTILITIES DEPT. PRIOR TO THE SELECTION AND ORDERING OF THE WATER METER AND/OR BACKFLOW PREVENTION DEVICE ASSEMBLIES.
4. THE MASTER METER ASSEMBLY WILL BE DIRECTLY ACCESSIBLE BY BOOM TRUCK OFF OF THE COUNTY R.O.W. OR BY AN INTERIOR ROAD THAT IS NOT BLOCKED BY A WALL, FENCE, OR GATE. THE ELEVATION OF THE CONCRETE SLAB WILL BE HIGHER THAN THE IMMEDIATE SURROUNDING AREA. DO NOT MULCH AREA AROUND SLAB. DO NOT PLANT ANY LANDSCAPE THAT WILL HINDER DIRECT ACCESS IN THE FUTURE TO THE METER ASSEMBLY.
5. THE CONTRACTOR WILL FURNISH AND INSTALL THE TAPPING SLEEVE AND VALVE. CITY OF MASCOTTE PUBLIC UTILITIES WILL PERFORM THE TAPPING OPERATION.
6. FIRE PROTECTION SHALL BE BY FIRE HYDRANTS. SEPARATE FIRE PROTECTION SYSTEM, THAT MAY BE REQUIRED FOR SITE STRUCTURES, IS NOT INCLUDED.
7. MINIMUM WATERLINE COVER SHALL BE 36" UNLESS OTHERWISE NOTED.
8. A MINIMUM 18" CLEARANCE SHALL BE MAINTAINED BETWEEN WATER LINES AND DRAINAGE STRUCTURES UNLESS OTHERWISE NOTED ON THE PLANS.
9. A MINIMUM OF 10' HORIZONTAL DISTANCE SHALL BE MAINTAINED BETWEEN WATER MAINS AND GRAVITY SEWERS. IF THE 10' HORIZONTAL DISTANCE CANNOT BE MAINTAINED, THE GRAVITY SEWER MUST BE INSTALLED A MINIMUM OF 18" BELOW THE INVERT ELEVATION OF THE WATER MAIN. IF THE HORIZONTAL AND VERTICAL SEPARATION CANNOT BE ACHIEVED, BOTH THE WATER MAIN AND GRAVITY SEWER SHALL BE CONSTRUCTED OF CEMENT LINED, CLASS 50 DUCTILE IRON PIPE, WITH STAGGERED JOINTS.
10. WATER MAINS SHALL CROSS ABOVE GRAVITY SEWERS WITH A MINIMUM OF 18" HORIZONTAL SEPARATION. CROSSINGS SHALL BE INSTALLED SUCH THAT THE MIDDLE OF EACH PIPE LENGTH SHALL BE CENTERED AT THE CROSSING.
11. THE LOCATION OF ALL NEWLY INSTALLED FIRE HYDRANTS SHALL BE IDENTIFIED WITH A BLUE REFLECTIVE PAVEMENT MARKER INSTALLED ON THE ROADWAY, PERPENDICULAR TO THE FIRE HYDRANT. THE REFLECTIVE MARKER WILL BE LOCATED IN THE CENTER OF THE LANE CLOSEST TO THE HYDRANT.
12. ALL WATER MAINS SHALL BE PRESSURE TESTED TO 150 PSI IN ACCORDANCE WITH THE CITY OF MASCOTTE WATER, WASTEWATER, AND RECLAIMED WATER TECHNICAL MANUAL, LATEST EDITION.
13. ALL FIRE LINES SHALL BE PRESSURE TESTED TO 200 PSI IN ACCORDANCE WITH THE CITY OF MASCOTTE WATER, WASTEWATER, AND RECLAIMED WATER TECHNICAL MANUAL, LATEST EDITION.
14. THE ENGINEER OF RECORD AND/OR CONTRACTOR WILL BE RESPONSIBLE FOR THE FLOW TESTING AND COLOR CODING OF ALL NEWLY INSTALLED FIRE HYDRANTS IN THE EXISTING OR PROPOSED CITY OF MASCOTTE RIGHT OF WAY AND UTILITY EASEMENTS THAT ARE TO BE DEDICATED TO CITY OF MASCOTTE PRIOR TO THE FINAL INSPECTION OF THE PROJECT. THE ENGINEER OF RECORD AND/OR CONTRACTOR SHALL REFER TO NFPA STANDARD 291 FOR FLOW TESTING AND COLOR CODING METHODS AND PROCEDURES.

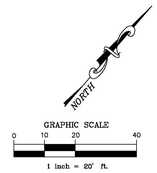

LEGEND

- PROPERTY LINE
- PAVEMENT
- BUILDING
- GATE VALVE
- FIRE HYDRANT
- MANHOLE
- WATER LINE
- SANITARY SEWER
- FIRE LINE
- STORM PIPE

LOCATION OF PUBLIC WATER SYSYEM MAINS IN ACCORDANCE WITH F.A.C. RULE 62-555.314

Other Pipe	Horizontal Separation	Crossings (1)	Joint Spacing @ Crossings (Full Joint Centered)
Storm Sewer, Stormwater Force Main, Reclaimed Water (2)	Water Main 3 ft. minimum	Water Main 12 inches is the minimum, except for storm sewer, then 6 inches is the minimum and 12 inches is preferred	Alternate 3 ft. minimum Water Main
Vacuum Sanitary Sewer	Water Main 10 ft. preferred 3 ft. minimum	Water Main 12 inches preferred 6 inches minimum	Alternate 3 ft. minimum Water Main
Gravity or Pressure Sanitary Sewer, Sanitary Sewer Force Main, Reclaimed Water (4)	Water Main 10 ft. preferred 6 ft. minimum (3)	Water Main 12 inches is the minimum, except for gravity sewer, then 6 inches is the minimum and 12 inches is preferred	Alternate 6 ft. minimum Water Main
On-Site Sewage Treatment & Disposal System	10 ft. minimum	---	---

(1) Water main should cross above other pipe. When water main must be below other pipe, the minimum separation is 12 inches.
(2) Reclaimed water regulated under Part III of Chapter 62-610, F.A.C.
(3) 3 ft. for gravity sanitary sewer where the bottom of the water main is laid at least 6 inches above the top of the gravity sanitary sewer.
(4) Reclaimed water not regulated under Part III of Chapter 62-610, F.A.C.

Disclaimer – This document is provided for your convenience only. Please refer to F.A.C. Rule 62-555.314 for additional construction requirements.

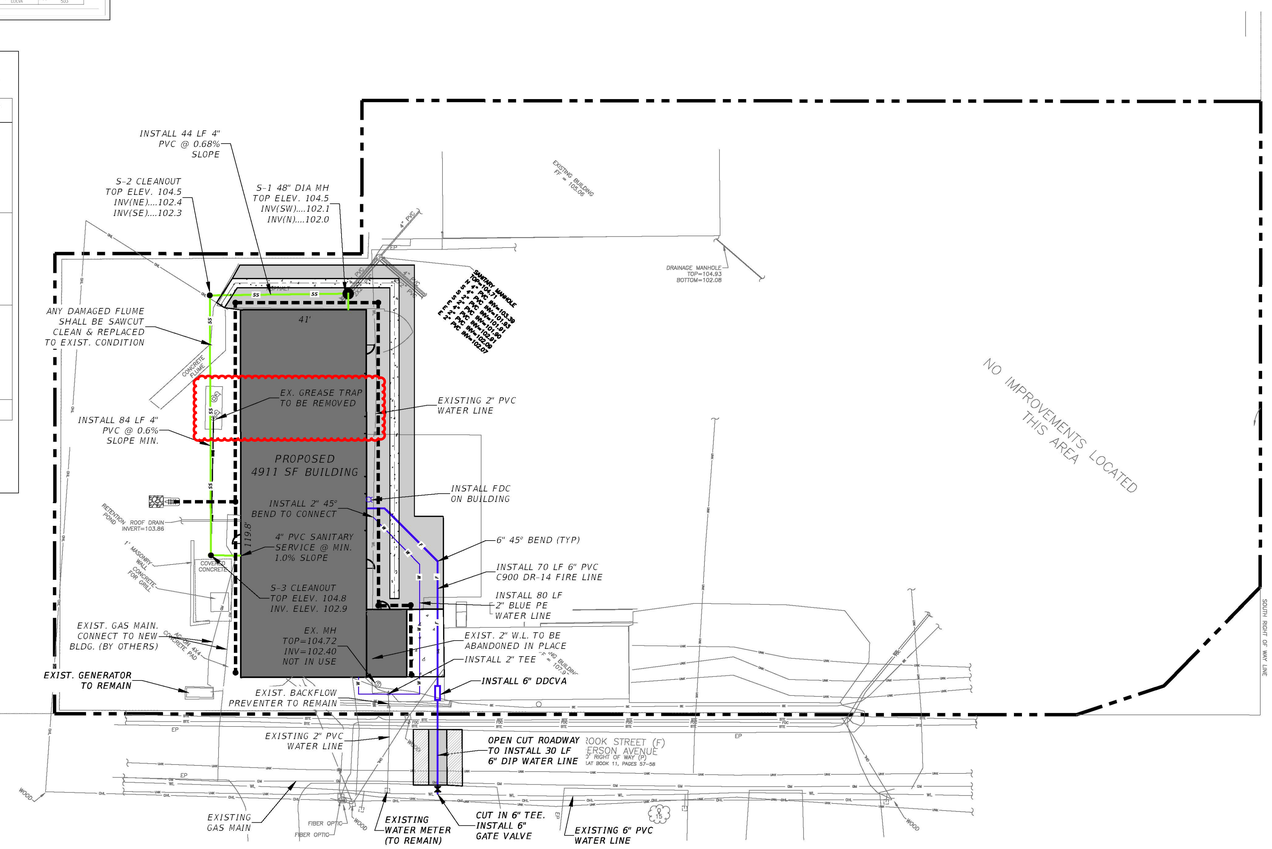

NO.	DATE	REVISION
0	03/02/22	ISSUED FOR REVIEW

CPWG ENGINEERING, INC.
3918 N. HIGHLAND AVE.
TAMPA, FL
813-361-2644

cpwg AT THE READY.

MICHAEL STALZER, PE
FLORIDA REG. PROF. ENGINEER No: 79953

CLIENT:
KTH Architects, Inc.
John Adams
800 Highland Avenue
Orlando, FL 32803
407-203-6707

CITY OF MASCOTTE
FIRE STATION NO. 91

UTILITY PLAN

SHEET NUMBER
C4.00
OF 5 SHEETS

NO.	DESCRIPTION	DATE

STATE OF FLORIDA JOHN P. ADAMS LICENSE NO. AR95252 PROFESSIONAL ARCHITECT
3/3/2022
DOCUSIGNED BY:
2EC07CADFF58A2...

John P. Adams, AIA
Jerome Bankovich, Jr., AIA, LEED
Ethan J. Hine, AIA
Jennifer Zaffuto, AIA, NCARB, MPA
KTH ARCHITECTS
1741 KIMANIS TRAIL • DUBOIS, PA • 814.371.1541 • F 814.371.8801 • KTHarch.com
800 NORTH HIGHLAND AVE. • ORLANDO, FL • 407.203.6707 • F 407.409.0650

100% CD SUBMITTAL - BID SET

CITY OF MASCOTTE
FIRE STATION NO.91 REMODEL & ADDITION
UTILITY PLAN
764 ALBROOK STREET, MASCOTTE, FL 34753
KTH# 21017A

MARCH 2, 2022

1.5

COPYRIGHT 2022 - KTH ARCHITECTS, INC.